

INDEPENDENT AUDITOR'S REPORT

To
The Members of Governing Body
Vrutti
Bengaluru

Opinion

We have audited the accompanying Consolidated (Local contribution Section & Foreign Contribution Section) Financial Statements of **Vrutti-Livelihood Resource Centre, No.25, 2nd Floor, AECS Layout, Ashwathnagar, Bangalore 560094** which comprise the Balance Sheet as at 31st March 2024, the Statement of Income & Expenditure for the year ended, the Receipts and Payments Account for the year ended and a summary of significant accounting policies and other explanatory information (hereinafter referred to as the financial statements).

In our opinion and to the best of our information and according to the explanations given to us, the aforesaid financial statements give the information as required by the Act in the manner so required and give a true and fair view in conformity with the accounting principles generally accepted in India,

- (i) in the case of the Balance Sheet, of the state of affairs of the Society as at March 31, 2024;
- (ii) in the case of the Statement of Income & Expenditure, of the Excess of Expenditure Over Income for the year ended on that date.
- (iii) in the case Receipts and Payment Account, of the cash flows for the year ended on that date.

Basis for opinion

We conducted our audit of the financial statements in accordance with the Standards on Auditing (SAs) issued by The Institute of Chartered Accountants of India. Our responsibilities under those Standards are further described in the *Auditor's responsibilities for the audit of Financial Statements* section of our report. We are independent of the Society in accordance with the Codes of Ethics issued by the Institute of Chartered Accountants of India (ICAI) and we have fulfilled our other ethical responsibilities in accordance with these requirements and the ICAI's Code of Ethics. We believe that the audit evidence we have obtained is sufficient and appropriate to provide a basis for our audit opinion on the financial statements.

Management's Responsibility for the Financial Statements

Management is responsible for the preparation of these financial statements that give a true and fair view of the financial position and financial performance in accordance with the accounting principles generally accepted in India, including the Accounting



Standards issued by The Institute of Chartered Accountants of India. This responsibility also includes maintenance of adequate accounting records for safeguarding the assets of the Society and for preventing and detecting frauds and other irregularities; selection and application of appropriate accounting policies; making judgements and estimates that are reasonable and prudent; and design, implementation and maintenance of adequate internal financial controls, that were operating effectively for ensuring the accuracy and completeness of the accounting records, relevant to the preparation and presentation of the financial statements that give a true and fair view and are free from material misstatement, whether due to fraud or error.

In preparing the financial statements, management is responsible for assessing the Society's ability to continue as going concern, disclosing, as applicable, matters related to going concern and using the going concern basis of accounting unless management either intends to liquidate the Society or to cease operations, or has no realistic alternative but to do so.

The Management is also responsible for overseeing the Society's financial reporting process.

Auditor's Responsibilities for the Audit of the Financial Statements

Our objectives are to obtain reasonable assurance about whether the financial statements as a whole are free from material misstatement, whether due to fraud or error, and to issue an auditor's report that includes our opinion. Reasonable assurance is a high level of assurance but is not a guarantee that an audit conducted in accordance with SAs will always detect a material misstatement when it exists. Misstatements can arise from fraud or error and are considered material if, individually or in the aggregate, they could reasonably be expected to influence the economic decisions of users taken on the basis of these financial statements.

As part of an audit in accordance with SAs, we exercise professional judgment and maintain professional skepticism throughout the audit. We also:

- Identify and assess the risks of material misstatement of the financial statements, whether due to fraud or error, design and perform audit procedures responsive to those risks, and obtain audit evidence that is sufficient and appropriate to provide a basis for our opinion. The risk of not detecting a material misstatement resulting from fraud is higher than for one resulting from error, as fraud may involve collusion, forgery, intentional omission, misrepresentations, or the override of internal control.
- Obtain an understanding of internal financial controls relevant to the audit in order to design audit procedures that are appropriate in the circumstances, but not for the purpose of expressing an opinion on the effectiveness of the Society's internal control.
- Evaluate the appropriateness of accounting policies used and the reasonableness of accounting estimates and related disclosures made by management.



- Conclude on the appropriateness of management's use of the going concern basis of accounting and, based on the audit evidence obtained, whether a material uncertainty exists related to events or conditions that may cast significant doubt on the Society's ability to continue as going concern. If we conclude that a material uncertainty exists, we are required to draw attention in our auditor's report to the related disclosures in the financial statements or, if such disclosures are inadequate, to modify our opinion. Our conclusions are based on the audit evidence obtained up to the date of our auditor's report. However, future events or conditions may cause the Society to cease to continue as a going concern.
- Evaluate the overall presentation, structure and content of the financial statements, including the disclosures, and whether the financial statements represent the underlying transactions and events in a manner that achieves fair presentation.

Materiality is the magnitude of misstatements in the financial statements that, individually or in aggregate, makes it probable that the economic decisions of a reasonably knowledgeable user of the financial statements may be influenced. We consider quantitative materiality and qualitative factors in (i) planning the scope of our audit work and in evaluating the results of our work; and (ii) to evaluate the effect of any identified misstatements in the financial statements.

We communicate with those charged with governance regarding, among other matters, the planned scope and timing of the audit and significant audit findings, including any significant deficiencies in internal control that we identify during our audit.

We also provide those charged with governance with a statement that we have complied with relevant ethical requirements regarding independence, and to communicate with them all relationships and other matters that may reasonably be thought to bear on our independence, and where applicable, related safeguards.

For R V K S And Associates
Chartered Accountants
FRN: 008572S


Venugopal C
Partner

M.No.226247

UDIN: 24226247BKATNB3219






Place: Bengaluru

Date: 21/09/2024

VRUTTI
No.25 2nd floor AECS Layout Ashwathnagar Bangalore - 560094

Statement of Income

PAN	AAAJC0156H	
Status	Trust(AOP)	
Financial Year	2023-24	
Assessment Year	2024-25	
Date of Formation	3/13/2002	
Details of Income returned		
Particulars	Amount (in Rs.)	Amount (in Rs.)
INCOME (as per statement of Income & Expenditure)		19,55,88,725
Minimum amount to be applied for charitable purpose in India i.e., 85% of the income		16,62,50,417
Amount applied for charitable purpose during the year	19,47,63,833	
Less: Amount spent out of set apart amount u/s 11(2) in FY 2022-23	0	
Less: Expenditure claimed on provisional basis (Expenses not paid on or before 31st March 2024)	47,55,186	
	19,00,08,647	
Add : Expenditure disallowed in the previous year(FY 22-23) and allowed in the current year u/s 40 (a) (ia)	1,34,66,378	
Actual Amount applied for charitable purpose during the year		20,34,75,025
Amount accumulated or set-apart for specified purpose u/s 11(2)*		0
Amount for which option exercised as per clause 2 of explanation 1 to section 11(1) **		0
Amount not exceeding 15% accumulated u/s 11(1)(a)		0
		20,34,75,025
Tax on the above		0
Add:Edu Cess & SHE Cess at 4%		0
Total tax Payable		0
Less:- Tax Deducted at Source		4,012
Tax Refundable		-4,012
Round off u/s 288B		-4,010
For Vrutti		
 Muralidharan Thykat Chairman	 M B Giridhar Goud Treasurer	 Siddhi Harkant Mankad Secretary
Date:		
Place:Bangalore		



VRUTTI

No. 25, Sri Raghavendra Nilaya , 2nd Floor, AECS Layout, Ashwathnagar, Bengaluru - 560 094
BALANCE SHEET -Consolidated

		Amt in (₹)	
Particulars	Note	As at 31st March 2024	As at 31st March 2023
SOURCE OF FUNDS			
Restricted Funds			
Earmarked Funds	2	2,04,77,916	1,91,84,349
Specific Funds	3	25,61,000	25,61,000
Un Restricted Funds			
General Reserve	4	2,31,86,857	2,23,61,965
		4,62,25,773	4,41,07,314
APPLICATION OF FUNDS			
Fixed Assets			
Tangible Assets	5A	5,85,671	6,59,238
Intangible Assets	5B	4,94,294	8,23,824
Investments			
Long Term Investments		-	-
Current Investments	6A	2,05,07,377	5,00,000
Deposits	6B	7,49,520	11,39,300
Current Assets	6C	3,47,02,174	6,05,09,407
TOTAL ASSETS	(A)	5,70,39,036	6,36,31,769
Liabilities			
Long Term Liabilities		-	-
Current Liabilities	7	1,08,13,263	1,95,24,455
TOTAL LIABILITIES	(B)	1,08,13,263	1,95,24,455
Net Assets	(A) - (B)	4,62,25,773	4,41,07,314
Total		4,62,25,773	4,41,07,314

1. Significant Accounting Policies Notes referred to above form an integral part of Balance Sheet

This is the Balance Sheet referred to in our report of even date

For R V K S And Associates

Chartered Accountants

FRN: 0085725

Venugopal C
21/09/2024

Venugopal C

Partner

M No. 226247

For Vrutti

Muralidharan Thykat

Muralidharan Thykat
Chairman

Siddhi Harkant Mani

Siddhi Harkant Mani
Secretary

M B Giridhar Goud
M B Giridhar Goud
Treasurer



Date: 21/09/2024

Place: Bengaluru

VRUTTI

No. 25, Sri Raghavendra Nilaya , 2nd Floor, AECS Layout, Ashwathnagar, Bengaluru - 560 094
INCOME AND EXPENDITURE ACCOUNT FOR THE YEAR ENDED - Consolidated

Amt in (₹)

PARTICULARS	Note	As at 31st March 2024	As at 31st March 2023
Income			
Restricted Income			
Grant Income	8	19,04,87,356	20,08,70,188
Unrestricted Income			
Donations	9	16,94,114	3,38,831
Interest Income	10	25,16,337	19,70,215
Other Income	11	8,90,918	81,52,747
Total Income		19,55,88,725	21,13,31,981
Expenditure			
Restricted Expenditure			
Grant Expenditure	8	18,45,72,768	18,86,89,252
Establishment and Other Expenses			
Administrative expenses	12	51,89,274	1,10,92,018
Expenses on Employment	13	37,30,026	1,13,51,410
Other Expenses	14	8,51,868	9,99,129
Depreciation	5	4,19,897	1,14,377
Total Expenditure		19,47,63,833	21,12,47,057
Excess of Income Over Expenditure		8,24,892	84,924
Balance transferred to General Reserve		8,24,892	84,924

1. Significant Accounting Policies Notes referred to above form an integral part of the statement of Income & Expenditure

This is the Statement of Income and Expenditure referred to in our report of even date

For R V K S And Associates

Chartered Accountants

FRN: 008572S

Venugopal C
21/09/2024

Venugopal C
Partner
M No. 226247

For Vrutti

Muralidharan Thykat

Muralidharan Thykat
Chairman

Siddhi Harkant Mank

Siddhi Harkant Mank
Secretary

M B Girdhar Goud
M B Girdhar Goud
Treasurer



Date: 21/09/2024

Place: Bengaluru

VRUTTI

No. 25, Sri Raghavendra Nilaya , 2nd Floor, AECS Layout, Ashwathnagar, Bengaluru - 560 094

Receipts & Payments Account - Consolidated

Particulars	Amt in (₹)	
	31st March 2024	31st March 2023
Opening Balance:		
Cash on Hand	-	2,600
Cash at Bank	3,83,20,159	3,93,80,395
Fixed Deposit	5,00,000	5,00,000
	A	3,88,20,159
Add: Receipts		
Grants received	19,87,73,494	19,44,32,892
Decrease in receivables	91,01,457	16,13,001
Donations	16,94,114	3,38,831
Interest from Designated Bank	25,16,337	19,70,215
Other Income	8,90,918	77,90,535
Change in Other Advance	75,346	2,62,436
Change in Staff Advance	62,475	3,31,464
Rent Deposit Received	4,29,860	35,000
Change in TDS	55,977	-
Sale of Fixed Asset	-	5,00,000
	B	21,35,99,978
Less: Payments		
Change in Rental Advance	40,080	3,41,300
Change in Other Advance	1,31,595	-
Purchase of fixed assets	16,800	9,02,977
Change in Staff Advance	3,86,300	43,592
Change in Prepaid Expenses	19,01,472	-
Change in TDS	-	54,600
Interest paid to Donors	8,51,868	9,99,128
Adminstration Expenses	89,19,300	2,14,44,300
Grant Expenses for the year	19,23,11,756	18,45,51,313
	C	20,45,59,171
Closing Balance	(A + B - C)	3,88,20,159
Cash on Hand	-	-
Cash at Bank	2,73,53,589	3,83,20,159
Fixed deposits	2,05,07,377	5,00,000
	4,78,60,966	3,88,20,159

This is the Receipts and Payments referred to in

our report of even date

For R V K S And Associates

Chartered Accountants

FRN: 008572S

Venugopal C
21/09/2024

Venugopal C

Partner

M No. 226247

Date: 21/09/2024

Place: Bengaluru

For Vrutti

Muralidharan Thykat

Muralidharan Thykat

Chairman

M. Giridhar Goud

Treasurer

Siddhi Harkant Mank

Siddhi Harkant Mank

Secretary



VRUTTI
No. 25, Sri Raghavendra Nilaya, 2nd Floor, AECS Layout, Ashwathnagar, Bengaluru - 560 094
Notes forming part of the Balance Sheet - Consolidated

Note 2 - Earmarked Funds
Local Contribution

Amt in (₹)

Domain/ Donor	Opening Advance Balance as on 01-04-23	Opening Receivable Balance as on 01-04-23	Rectificati on/Adjust ment	Fund Received during the year	Interest earned	Amount returned	Written off	Receivable for the year 31-03-24	Total	Expended	Exchange profit	Advance Balance as on 31-03-24
Agriculture Extension Activities	4,62,808	1,42,84,891	0	9,20,29,401	2,27,043	43,391	91,01,457	19,42,457	8,94,42,884	8,77,58,606	0	16,84,278
Edeglive Foundation		1,15,546		97,36,399	53,360				96,74,213	89,18,824		7,55,389
HDFC Bank - Dondi	5,307			39,09,972					39,15,279			1
HDFC Bank - Mulugu	368			1,00,64,260	1,038				1,00,65,666	1,00,65,664		2
L&T Public Charitable Trust (LTPCT)		1,29,305		1,29,305					0			0
L&T Public Charitable Trust (LTPCT)		2,52,322		2,52,322					0			0
L&T Public Charitable Trust (LTPCT)		28,82,096		1,13,50,623					0			0
IDFC First Limited - KA	19,816			38,47,557	59,264			9,40,948	94,09,475	94,09,475		0
IDFC First Limited - MP	3,93,926			47,70,699					39,26,637	39,26,637		0
Godrej Agrovet Limited				26,10,025	13,745				51,72,625	51,72,625		0
National Bank for Agri & Rural Development(NABARD)		3,13,962		5,16,000					26,23,770	26,23,770		0
LIC Housing Finance Limited		9,96,812		1,07,83,304	62,316				8,29,038	8,29,038		0
Godrej Agrovet Limited				41,56,350	22,768			6,27,000	98,48,808	89,19,922		9,28,886
360 ONE Foundation				86,37,730					41,79,118	41,79,118		0
SAP Labs India				70,76,200					86,37,730	86,37,730		0
The Great Eastern CSR Foundation				90,00,000					70,76,200	70,76,200		0
Give India Foundation and Razor Pay				59,987					90,00,000	90,00,000		-1
Godrej Agrovet Limited and Godrej Tysons Food Limited				50,09,785	14,552				59,987	59,987		0
Department of Bio-Technology		3,74,509						3,74,509	50,24,337	50,24,337		0
National Bank For Agri & Rural Development(Nabard)		35,20,694					35,20,694		0	0		0
SFAC-Horti- FPO-Ph II		17,27,500					17,27,500		0	0		0
TNSFAC-FPO		38,53,263					38,53,263		0	0		0
Godrej Agrovet Limited	43,391	1,18,882		1,18,883		43,391			1	1		1
Godrej Agrovet Limited									0	0		0
Enterprise Development & Employment Generation	0	0	0	1,11,96,997	10,674	0	0	0	1,12,07,671	1,12,07,671	0	0
Studies Research And Training	0	0	0	0	0	0	0	0	0	0	0	0
Fisheries Extension Activities	0	1,34,457	0	89,00,000	8,554	0	0	38,371	88,12,468	88,12,468	0	0
Relief Activities	0	0	0	42,10,075	0	0	0	0	42,10,075	42,10,075	0	0
Total Local Contribution	4,62,808	1,44,19,348	0	11,63,36,473	2,46,271	43,391	91,01,457	19,80,828	11,36,73,098	11,19,88,820	0	16,84,278

Foreign Contribution

Domain/ Donor	Opening Advance Balance as on 01-04-23	Opening Receivable Balance as on 01-04-23	Rectificati on/Adjust ment	Fund Received during the year	Interest earned during the year	Amount returned	Written off	Receivable for the year	Total	Expended	Exchange profit	Advance Balance as on 31-03-24
Agriculture Extension Activities	8,41,989	0	0	2,75,04,972	4,13,997	0	0	1,51,946	2,89,12,904	2,83,67,504	0	5,45,400
Enterprise Development & Employment Generation	1,77,19,089	0	0	3,57,97,011	1,91,500	0	0	0	5,37,07,700	3,87,67,789	0	1,49,39,911
Studies Research and Training	0	42,85,340	0	1,83,26,560	0	0	0	4,77,887	1,45,19,107	1,12,10,780	0	33,08,327
Fisheries Extension Activities	1,60,464	0	0	0	0	0	0	0	0	1,60,464	0	0
Relief Activities	0	0	0	0	0	0	0	0	0	0	0	0
Total Foreign Contribution	1,87,21,542	42,85,340	0	8,16,28,543	6,05,597	0	0	6,29,833	9,71,39,711	7,85,06,537	0	1,87,93,638
Total	1,91,84,350	1,87,04,688	0	19,79,65,016	8,51,868	43,391	91,01,457	26,10,661	21,08,12,809	19,04,95,357	0	2,04,77,916
Previous Year	2,55,50,150	2,02,46,192	-882,378	19,56,67,906	9,99,129	10,92,730	51,33,695	1,51,83,995	22,10,54,400	20,08,70,188	2,59,040	1,91,84,349



VRUTTI

No. 25, Sri Raghavendra Nilaya , 2nd Floor, AECS Layout, Ashwathnagar, Bengaluru - 560 094

Notes forming part of Balance Sheet - Consolidated

Note 3

Amt in (₹)

Particulars	As at 31st March 2024	As at 31st March 2023
Specific Funds		
Corpus Funds	17,60,000	17,60,000
Market Guarantee Fund	8,01,000	8,01,000
Specific Funds - Closing Balance	25,61,000	25,61,000

Note 4

Particulars	As at 31st March 2024	As at 31st March 2023
General Reserve		
General Reserve- Opening Balance	2,23,61,965	2,22,77,041
Add/Less: Current year surplus / Deficit	8,24,892	84,924
General Reserve- Closing Balance	2,31,86,857	2,23,61,965

Note 6A

Particulars	As at 31st March 2024	As at 31st March 2023
Current Investments		
Fixed Deposits	2,05,07,377	5,00,000
Total Current Investments	2,05,07,377	5,00,000

Note 6B

Particulars	As at 31st March 2024	As at 31st March 2023
Deposits		
Rental Deposit	7,49,520	11,39,300
Total Deposits	7,49,520	11,39,300

Note 6C

Particulars	As at 31st March 2024	As at 31st Mar 2023
Current Assets		
Cash & Bank balances	2,73,53,589	3,83,20,159
Accounts Receivables	26,10,661	1,87,04,688
Loans & Advances	2,74,315	8,64,884
Tax Deducted at Source	25,62,137	26,18,114
Tax Collected at Source	-	1,562
Prepaid Expenses	19,01,472	-
Total Current Assets	3,47,02,174	6,05,09,407



VRUTTI

No. 25, Sri Raghavendra Nilaya , 2nd Floor, AECS Layout, Ashwathnagar, Bengaluru - 560 094
Notes forming part of Balance Sheet - Consolidated

Note 3

Amt in (₹)

Note 7

Particulars	As at 31st March 2024	As at 31st Mar 2023
Current Liabilities		
1) Sundry Creditors		
Sundry Creditors - Projects	8,87,790	68,99,554
Sundry Creditors - Others	1,35,000	2,66,595
Advance towards Statutory Payments	17,287	70,548
2) Staff Advance	1,96,798	6,66,003
3) Expenses Payables	24,34,218	40,42,755
4) Provisions	41,33,658	52,48,706
5) Statutory Payables	30,08,512	23,30,295
Total Current Liabilities	1,08,13,263	1,95,24,456



VRUTTI

No. 25, Sri Raghavendra Nilaya, 2nd Floor, AECS Layout, Ashwathnagar, Bengaluru - 560 094

FIXED ASSETS SCHEDULE - Consolidated

Note -5A

Particulars	Rate of Dep	Gross Block			Depreciation		Net Block					
		As on 01-04-23	Additions > 180 days	Additions <180 days	Deletions	Sold Value	As on 01-04-23	For the year	As on 31-03-24	As on 01-04-23		
Computers	40%	10,42,473	0	0	0	0	9,72,863	27,844	0	10,00,707	41,766	69,610
Office Equipments	10%	4,20,233	16,800	0	0	0	2,61,447	17,559	0	2,79,006	1,58,027	1,58,786
Furniture and fixture	10%	11,41,238					7,47,989	39,325		7,87,314	3,53,924	3,93,249
Vehicle	15%											
Mobile Phones	15%	71,998					34,405	5,639	0	40,044	31,954	37,593
Total		26,75,942	16,800	0	0	0	20,16,704	90,367	0	21,07,071	5,85,671	6,59,238

Note -5B

Particulars	Rate of Dep	Gross Block			Depreciation		Net Block					
		As on 01-04-23	Additions > 180 days	Additions <180 days	Deletions	Sold Value	As on 01-04-23	For the year	As on 31-03-24	As on 01-04-23		
Software	40%	8,23,824	0	0	0	0	8,23,824	3,29,530	0	3,29,530	4,94,294	8,23,824
Total		8,23,824	0	0	0	0	8,23,824	3,29,530	0	3,29,530	4,94,294	8,23,824



VRUTTI

No. 25, Sri Raghavendra Nilaya , 2nd Floor, AECS Layout, Ashwathnagar, Bengaluru - 560 094

Notes forming part of Income and Expenditure -Consolidated

Note 8: Grant Expenditure and Grant Income:

Amt in (₹)

	Total Grant Expenditure	Management Cost	Grant Income recognised
Schedule 8A			
General Contribution Section	11,29,28,583	79,61,937	11,19,80,819
Schedule 8B			
Foreign Contribution Section	7,16,44,186	68,62,356	7,85,06,537
Total	18,45,72,768	1,48,24,293	19,04,87,356
Previous Year	18,86,89,252	1,44,62,532	20,08,70,188

Note - 8A - Local Contribution

Details of the Grant Income and Grant Expenditure

Amt in (₹)

Particulars	Project staff salary	Programme cost	Administration Expenses	Total Grant Expenditure	Management Cost	Grant Income recognized (a)
Agriculture Extention Activities	2,46,92,988	5,28,10,615	38,42,717	8,13,46,320	64,04,286	8,77,50,605
Enterprise Development & Employment Generation	27,25,399	73,67,758	80,373	1,01,73,530	10,34,142	1,12,07,671
Fisheries Extension Activities	16,06,003	59,98,038	6,84,917	82,88,958	5,23,510	88,12,468
Relief Activities	1,77,734	40,31,781	560	42,10,075	-	42,10,075
Project Expenses not receivable	-	89,09,700	-	89,09,700	-	-
Total Grant Income - Local Contribution	2,92,02,124	7,91,17,892	46,08,567	11,29,28,583	79,61,937	11,19,80,819
Previous Year - Local Contribution	3,99,20,551	10,39,87,134	62,56,230	15,01,63,916	1,09,58,118	15,90,99,477

Note - 8B Foreign Contribution

Details of the Grant Income and Grant Expenditure

Amt in (₹)

Particulars	Project Staff Cost	Programme Cost	Project Administration Expenses	Total Grant Expenditure	Management Cost	Grant Income recognized
Agriculture Extention Activities	68,53,790	1,75,44,140	16,53,325	2,60,51,255	23,16,244	2,83,67,505
Enterprise Development & Employment Generation	69,94,261	2,80,89,022	1,60,167	3,52,43,450	35,24,349	3,87,67,789
Studies Reserach and Training	35,41,021	66,58,530	4,053	1,02,03,604	10,07,175	1,12,10,779
Fisheries Extension Activities	78,551	67,325	-	1,45,877	14,588	1,60,464
Relief Activities	-	-	-	-	-	-
Total Grant Income - Foreign Contribution	1,74,67,623	5,23,59,017	18,17,545	7,16,44,186	68,62,356	7,85,06,537
Previous Year - Foreign Contribution	1,51,07,194	2,19,47,101	14,71,040	3,85,25,336	35,04,415	4,17,70,711



VRUTTI

No. 25, Sri Raghavendra Nilaya , 2nd Floor, AECS Layout, Ashwathnagar, Bengaluru - 560 094
Notes forming part of Income and Expenditure -Consolidated

Note 9

Amt in (₹)

Particulars	Amt in (₹)	
	For the year ended 31st March 2024	For the year ended 31st March 2023
Donations		
Donation	16,94,114	3,38,831
Total Donations	16,94,114	3,38,831

Note 10

Particulars	Amt in (₹)	
	For the year ended 31st March 2024	For the year ended 31st March 2023
Interest Income		
Interest on Saving Account	24,74,713	19,44,129
Interest on Fixed Deposits	39,527	26,086
Interest on IT Refund	2,097	-
Total Interest Income	25,16,337	19,70,215

Note 11

Particulars	Amt in (₹)	
	For the year ended 31st March 2024	For the year ended 31st March 2023
Other Income		
Sale of Fixed Asset	-	3,62,212
Expenses not Payable	8,90,318	66,47,708
Membership Fee	600	600
Foreign exchange gain	-	2,59,040
Other Income	-	8,83,187
Total Other Income	8,90,918	81,52,747



Note 12

Particulars	For the year ended 31st March 2024	For the year ended 31st March 2023
Administrative Expenses		
Audit fees	2,95,000	2,95,000
Bank Charges	1,821	6,630
Communication expenses	7,69,210	9,65,222
Admin Support Expenses	24,565	1,07,390
Office Maintenance	2,41,775	3,27,177
Office Rent	9,59,120	13,13,995
Printing and Stationery	65,977	1,03,593
Professional Fees	16,09,683	50,30,717
Rates & Taxes	775	13,261
Travel & Conveyance	4,16,950	10,01,512
Meeting Expenses	4,50,407	6,91,569
Renewal Fees	1,53,402	20,478
Annual Society Filing Fees	2,00,589	2,16,345
Total Administrative Expenses	51,89,274	1,10,92,018

Note 13

Particulars	For the year ended 31st March 2024	For the year ended 31st March 2023
Expenses on Employment		
Salary	13,42,694	98,49,256
Employer contribution to Labour Welfare Fund	492	1,760
Staff Welfare Expenses	5,18,642	4,27,467
Staff Insurance	18,68,199	10,72,927
Total Expenses on Employment	37,30,026	1,13,51,410

Note 14

Particulars	For the year ended 31st March 2024	For the year ended 31st March 2023
Other Expenses - Interest Paid to Donors		
Hongkong and Shanghai Banking Corporation Limited (HSBC)	4,13,997	1,31,406
Walmart Inc	1,91,600	3,26,377
Edelgive Foundation	61,914	1,74,195
HDFC Bank	1,038	2,827
IDFC First Limited - KA and MP	59,264	2,20,737
Godrej Agrovet Limited	36,513	49,370
LIC Housing Finance Limited	62,316	5,694
Godrej Agrovet Limited and Godrej Tysons Food Limited	14,552	-
Godrej Consumer Products Limited	10,674	57,243
Ashraya Hastha Trust	-	31,280
Total Other Expenses	8,51,868	9,99,129

